



SERVING THE FOOD INDUSTRY SINCE 1951

## 53" Display Refrigerators, 2 Swings Glass Doors, 45 cu. ft. (1270 L) Capacity - 120V, 0.25 hp

ITEM:  
MODEL:

52032  
RE-CN-0045-HC-SW

53032  
RE-CN-0045-HC-SB



**Attract your customers with the cutting-edge appliance designed to cater to the cooling needs of commercial spaces, households, and food businesses.**

With its spacious, innovative features, and durable construction, this refrigerator is the epitome of style, efficiency, and reliability.

**FEATURES:**

- Sleek and Durable Design
- Efficient Self-Closing Doors
- Adaptable Plastic Coated Steel Shelves
- Automatic Defrosting
- Exceptional Insulation
- Precise Temperature Control
- Robust Cooling System
- User-Friendly Specifications

Telephone: 1-800-465-0234

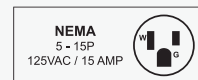

Fax: (905) 607-0234

Email: sales@omcan.com

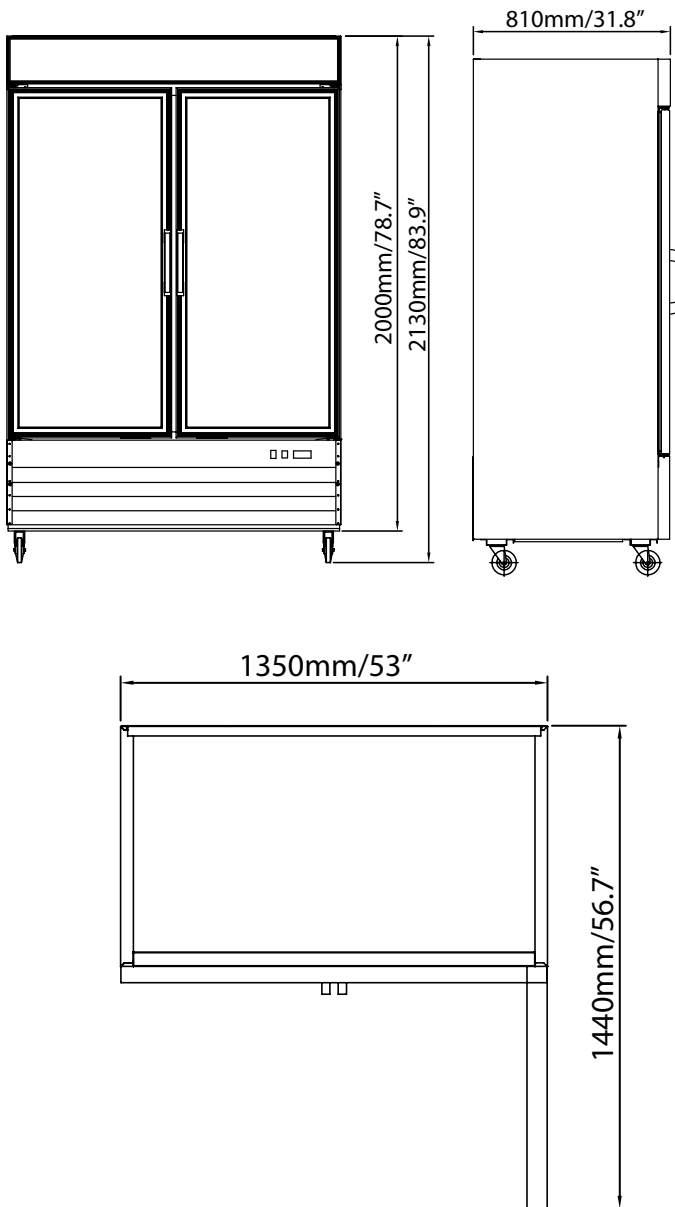
Website: www.omcan.com



Authorized Dealer



## TECHNICAL DRAWING



## TECHNICAL SPECIFICATION

Colour	White	Black
Item	52032	53032
Model	RE-CN-0045-HC-SW	RE-CN-0045-HC-SB
Capacity	45 cu. ft. (1270 L)	
Number of Doors	2 Swing Doors - Glass Door	
Self-Closing Door	YES	
Material	Stainless steel interior and exterior, aluminum back	
Number of Shelves	8	
Shelf Capacity (kg/pc)	88 lb. (40 kg)	
Shelf Material	Plastic Coated	
Number of Casters	YES	
Power	0.25 hp	
Amps	4.3 A	
Electrical	110-120V / 60Hz / 1Ph	
Temperature Controller	Digital	
Temperature Range	0.5°C - 5°C (33°F - 41°F)	
Refrigerant	R290	
Insulation Material	Cyclopentane	
Cooling System	Ventilated	
Defrosting	Automatic	
Interior Dimensions (WDH)	50" x 28.25" x 62" (1270 x 718 x 1575 mm)	
Net Weight	441 lb. (200 kg.)	
Net Dimensions (WDH)	53" x 31.8" x 83.9" (1350 x 810 x 2130 mm)	
Gross Weight	496 lb. (225 kg.)	
Gross Dimensions (WDH)	56" x 33.5" x 84" (1422 x 851 x 2134 mm)	
Plug Type	NEMA 5-15P	